

REV	DESCRIPTION OF REVISION	By	DATE	APPROVED
A	INITIAL RELEASE	C. Cai	2022/3/26	C. Chen

## TECHNICAL DATA

### ► Electrical Characteristic

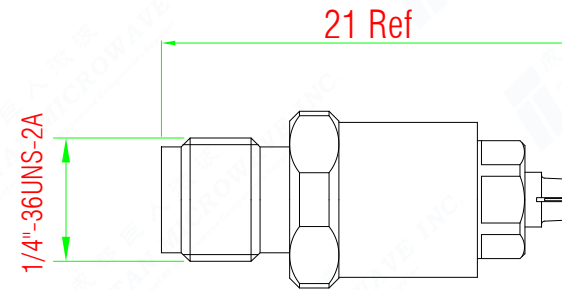
Frequency Range	DC~40GHz
Impedance	50 Ohms
VSWR	1.2:1 max
Withstanding Voltage	100 Vrms
Mating Cycles	500 min
Engagement Force	Full Detent: ≤19N Smooth bore, Catchers mitt: ≤11N
Disengagement Force	Full Detent: ≥29N Smooth bore, Catchers mitt: ≥7N

### ► Material & Finishing

Center Conductor	Beryllium Copper, Gold Plated
Outer Conductor	2.92mm-Female: Passivated Stainless Steel SSMP-Female: Beryllium Copper, Gold Plated
Insulators	PEI & PTFE



### ► Environmental

Temperature Range	-40℃~+125℃
-------------------	------------



#### Notes:

- ALL SPECIFICATIONS ARE SUBJECT TO CHANGE WITHOUT NOTICE AT ANY TIME
- CUSTOMER OUTLINE DRAWING FOR REFERENCE ONLY

DRAWN: L. Ma 26/03/22			<div>TITLE:  Coaxial Adapter, 2.92mm-Female to SSMP-Female, Straight, DC~40GHz</div>	<div> 成都巨人微波 TITAN MICROWAVE INC. - A Professional RF &amp; Microwave Components Supplier -</div>			
ENGINEER: J. Zhu 26/03/22							
APPROVED: C. Chen 26/03/22							
TOLERANCE UNLESS OTHERWISE SPECIFIED							
x	±0.50	[0.019"]	<div>PART No.:</div> <div>TMCAKFXFA</div>	<div> DIMENSIONS IN MILLIMETERS(mm)</div>			
.x	±0.20	[0.008"]					
.xx	±0.10	[0.004"]					
ANGLES	±1°						
			SIZE:	SCALE:	SHEET:	REV:	
			A4		1/1	A	